

How to Setup PureVPN on Huawei Router

NOTE

Starting June 15th, 2021, PureVPN will discontinue offering support for PPTP, L2TP, and SSTP protocols on the majority of VPN locations.

However, at the popular request of our users, we will continue to support the following locations for users to connect using PPTP, L2TP, and SSTP protocols:

Germany: de1.pointtoserver.com
Netherlands: nl1.pointtoserver.com
United Kingdom: uk11.pointtoserver.com
United States: usil1.pointtoserver.com
United States: ustx1.pointtoserver.com
United States: usca1.pointtoserver.com
United States: usfl1.pointtoserver.com
United States: usny1.pointtoserver.com
United States: uswdc1.pointtoserver.com
Australia: au-sd1.pointtoserver.com

If you want to set up a VPN with PPTP on your Huawei router, follow this step-by-step guide. This guide was tested on different models of routers including hg8145v5, Huawei b535, Huawei b818, Huawei b525, etc.

Things to Consider:

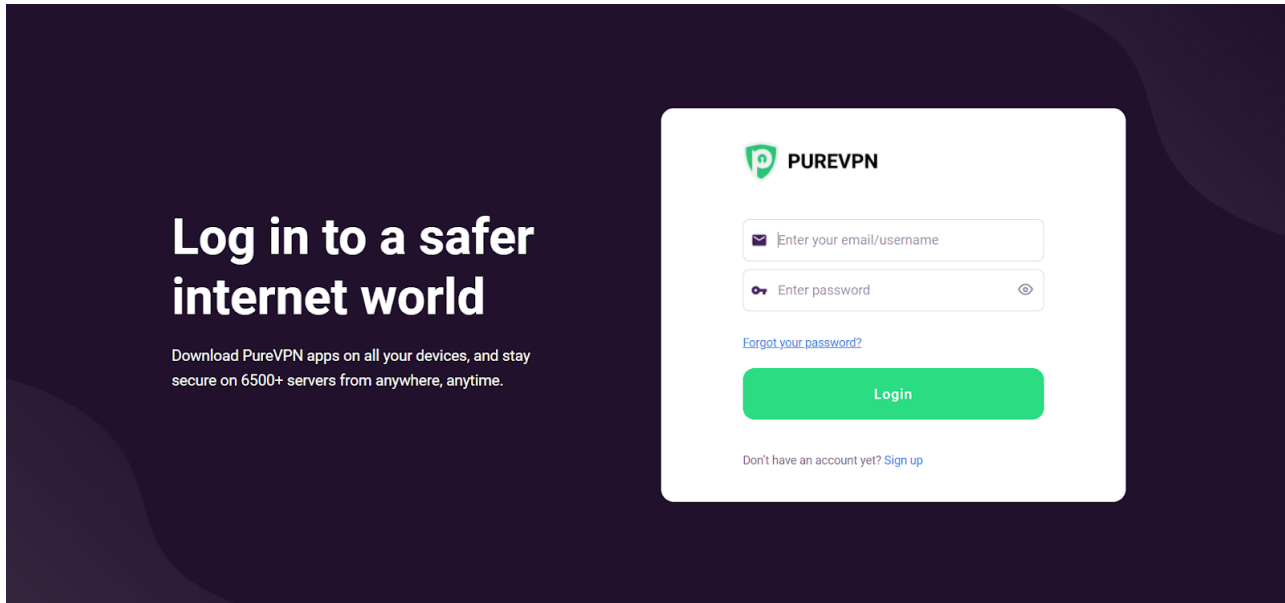
Before you begin, please make sure that:

- You have a working internet connection
- VPN Supported Router.
- A Premium PureVPN account (If you haven't bought yet click ?[here](#) to buy)

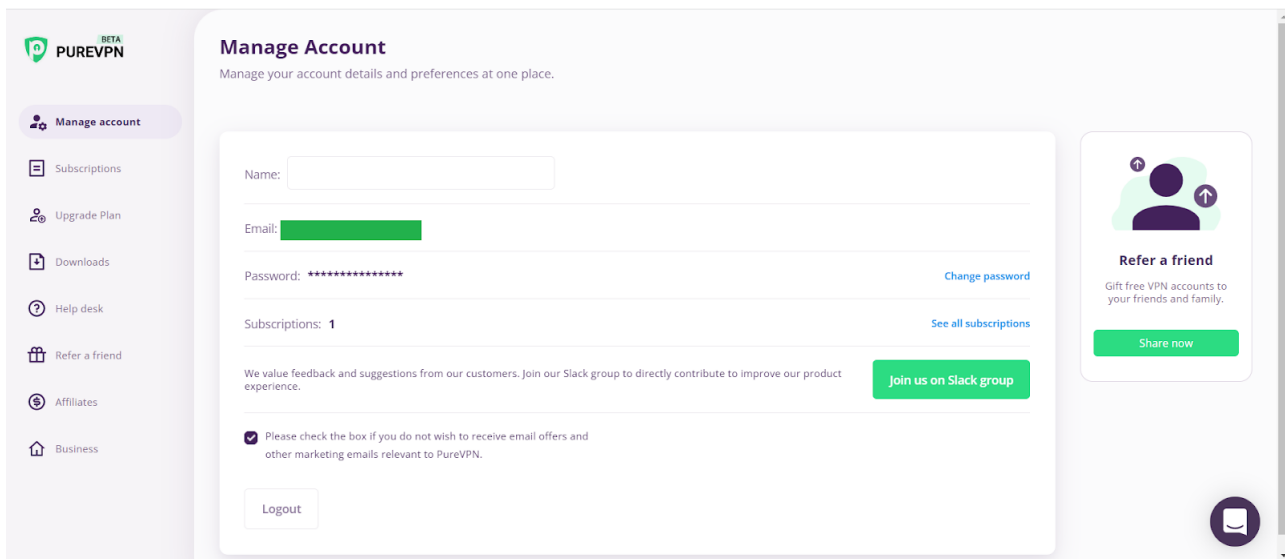
Find your VPN credentials for manual configuration.

To find your VPN credentials log into the PureVPN members area. Click ? [here](#) to visit member area.

- Login to the member area using your PureVPN registered email address and password.



- From manage account section, go to the **subscriptions** tab.



- On Subscription tab scroll down to be able to view your VPN credentials

Subscriptions
Manage your payment details, plan upgrades, renewals, and VPN passwords to make PureVPN work for you smoothly.

Billing cycle: **30 Days Trial**

Subscription type: **Trial**

Status: **Active**

Expiry: **Jun 5, 2022** - 30 days remaining

Payment method: **** * [Change payment method](#)

[See payment history](#)

Add-on: **Port Forwarding** Locked Port Forwarding is not available during the trial period.

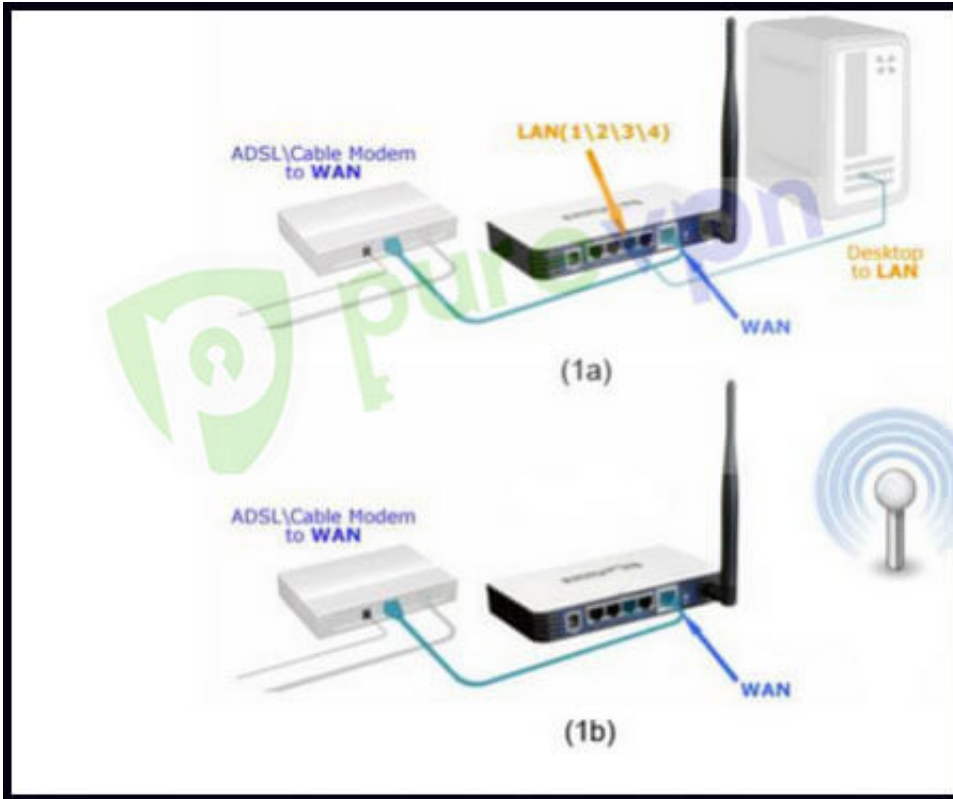
Add-on: **Dedicated IP** Locked Dedicated IP is not available during the trial period.

Add-on: **Dedicated IP With Portforwarding** Locked Dedicated IP with Portforwarding is not available during the trial period.

Add-on: **DDoS Protection** Locked DDoS Protection is not available during the trial period.

Refer a friend
Gift free VPN accounts to your friends and family.
[Share now](#)

- You will be able to see and copy your VPN credentials.
- Note down your PureVPN username and click the Eye icon to make your password visible and use it in the manual configuration.



Network Security
Internet Services
VPN
Forwarding

PPTP [What's this?](#)

PPTP tunnel status: Disconnected

EnablePPTP LAC:

LNS address:

Host name:


Tunnel password:

Hello interval (seconds): [10 – 3600]

PPP username:

PPP password:

Connection mode:



Was this article helpful? Rate and share your comments below. Your input matters to us and everyone else in the Cyber Security Community.