

## How to Setup PureVPN Manually on iPhone (L2TP) ?

L2TP is an excellent choice for using VPN as it provides the perfect balance between security and performance. Its support for popular desktop and mobile operating systems makes it one of the most suitable VPN protocol out there. Here's how to setup PureVPN manually on iPhone with L2TP protocol:

### Things to Consider:

Before you begin, please make sure that:

- You have a working internet connection
- An iOS device (Smartphone, Tablet etc.)
- A Premium PureVPN account (if you haven't bought yet, take the [7-day trial for \\$0.99](#) to get started)


**1** Go to your home screen and tap on "**settings**"

## PureVPN Support

Solution of Your Problems

<https://support.purevpn.com>

---




2 Tap on “General”



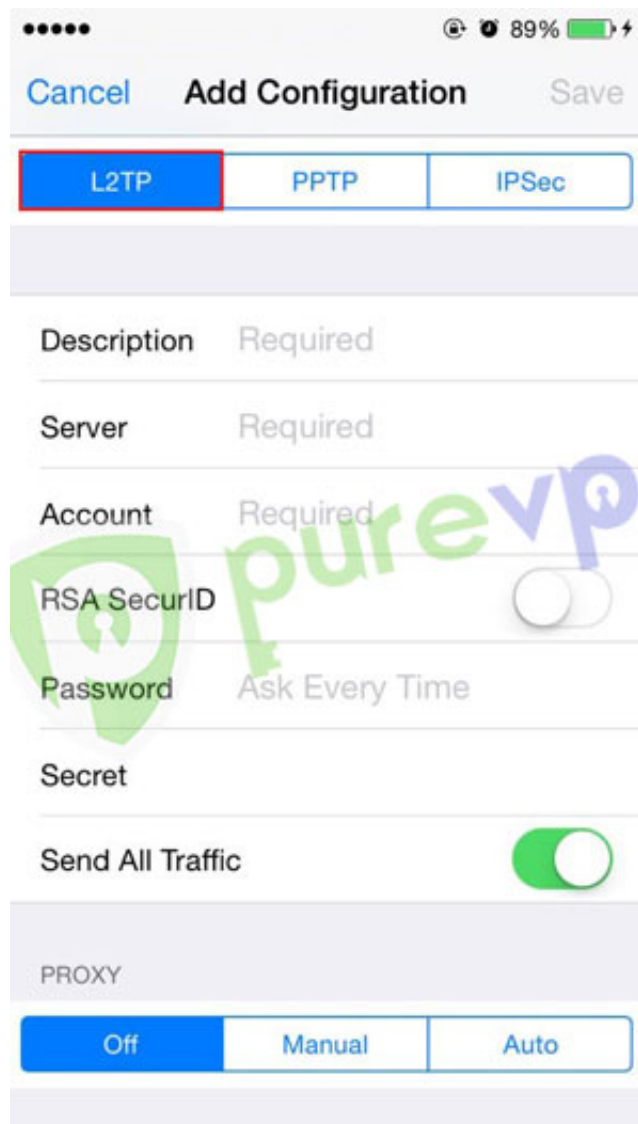
**3** Tap on "VPN"



**4** Tap on Add “VPN configuration”



**5 Tap on “L2TP Protocol”**



The screenshot shows the 'Add Configuration' screen for L2TP. At the top, there are three buttons: 'Cancel', 'Add Configuration', and 'Save'. Below these are three tabs: 'L2TP' (highlighted with a red border), 'PPTP', and 'IPSec'. The main configuration area includes the following fields and options:

- Description**: Required
- Server**: Required
- Account**: Required
- RSA SecurID**: A toggle switch that is currently turned off.
- Password**: Set to 'Ask Every Time'.
- Secret**: A text input field.
- Send All Traffic**: A toggle switch that is currently turned on.
- PROXY**: A section with three buttons: 'Off' (highlighted), 'Manual', and 'Auto'.

### 6 Insert the following info:

- Insert in description “**PureVPN L2TP**“.
- Insert PureVPN **Username** name.
- Insert desired **server** which you want to connect, [click here](#) to get the server list.
- Insert PureVPN **password**.
- Insert **12345678** in Secret box
- Now tap on “**Save**“

## PureVPN Support

Solution of Your Problems

<https://support.purevpn.com>

---

Cancel Add Configuration Save

L2TP PPTP IPsec

Description Purevpn L2TP

Server

Account purevpn0m12345

RSA SecurID

Password

Secret

Send All Traffic

PROXY

Off Manual Auto

7 Tap on **"PureVPN L2TP"** and Turn on VPN.

## PureVPN Support

Solution of Your Problems

<https://support.purevpn.com>

---



**8** Your VPN is connecting.





**9** Your VPN is connected.

# PureVPN Support

Solution of Your Problems

<https://support.purevpn.com>

---

