

How to Setup PureVPN Manually on iPhone (L2TP)?

NOTE

You are recommended to use the PureVPN Android app, which is compatible with Android 8.0 and above and can be downloaded from Google Play. If you are running an older operating system, you might experience an incompatibility error and will have to manually configure PPTP connection settings instead.

- Starting June 15th, 2021, PureVPN will discontinue offering support for PPTP, L2TP, and SSTP protocols on the majority of VPN locations.
- However, at the popular request of our users, we will continue to support the following locations for users to connect using PPTP, L2TP, and SSTP protocols:
 1. Germany: de1.pointtoserver.com
 2. Netherlands: nl1.pointtoserver.com
 3. United Kingdom: ukl1.pointtoserver.com
 4. United States: usil1.pointtoserver.com
 5. United States: ustx1.pointtoserver.com
 6. United States: usca1.pointtoserver.com
 7. United States: usfl1.pointtoserver.com
 8. United States: usny1.pointtoserver.com
 9. United States: uswdc1.pointtoserver.com
 10. Australia: au-sd1.pointtoserver.com

Things to Consider:

1. You have a working internet connection.
2. An Android Phone/ Tablet.
3. Own a premium PureVPN account (If you do not already own one, you can buy a subscription from ? [here](#)).

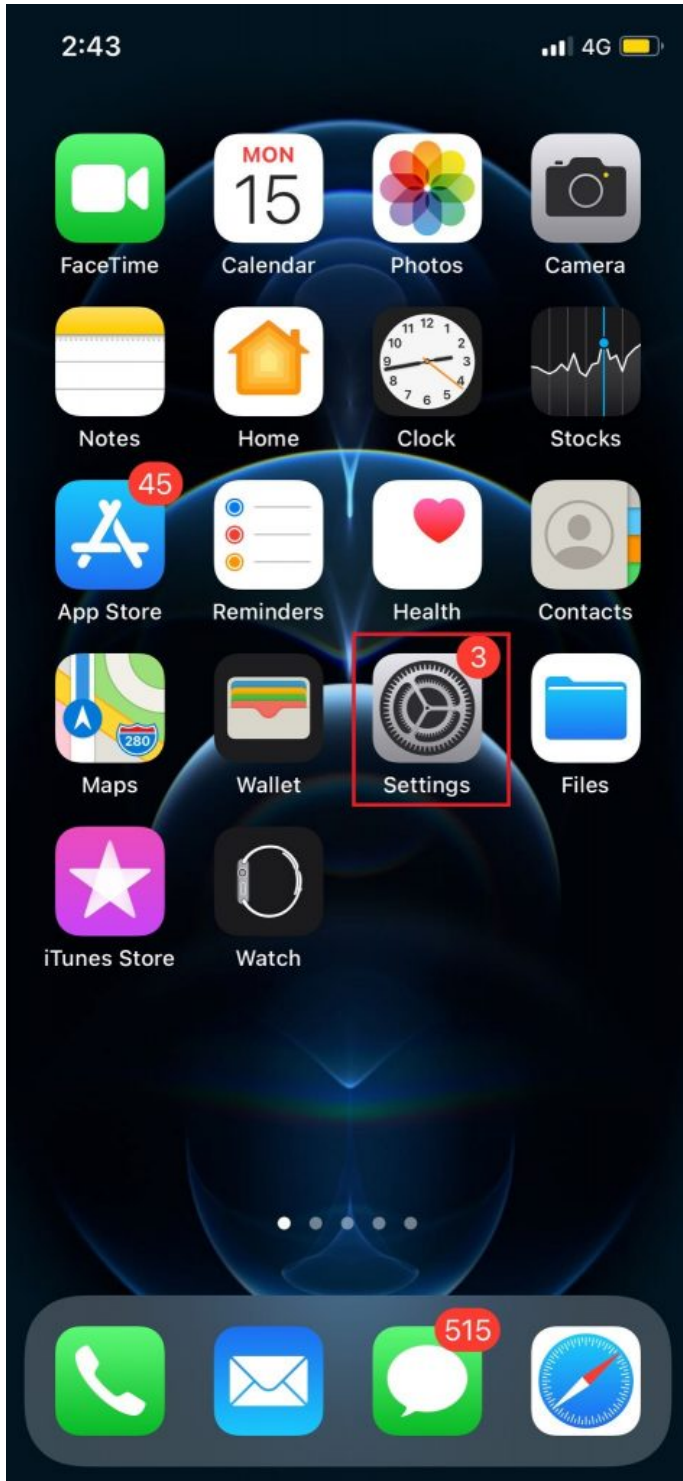
L2TP is a tunneling protocol that is widely used to support Virtual Private Networks (VPNs). When coupled with a VPN, L2TP strengthens your private network, making you invincible on the web. Here's how to setup PureVPN manually on iPhone with L2TP protocol:

- Go to your Home screen and tap **Settings**.

PureVPN Support

Solution of Your Problems

<https://support.purevpn.com>



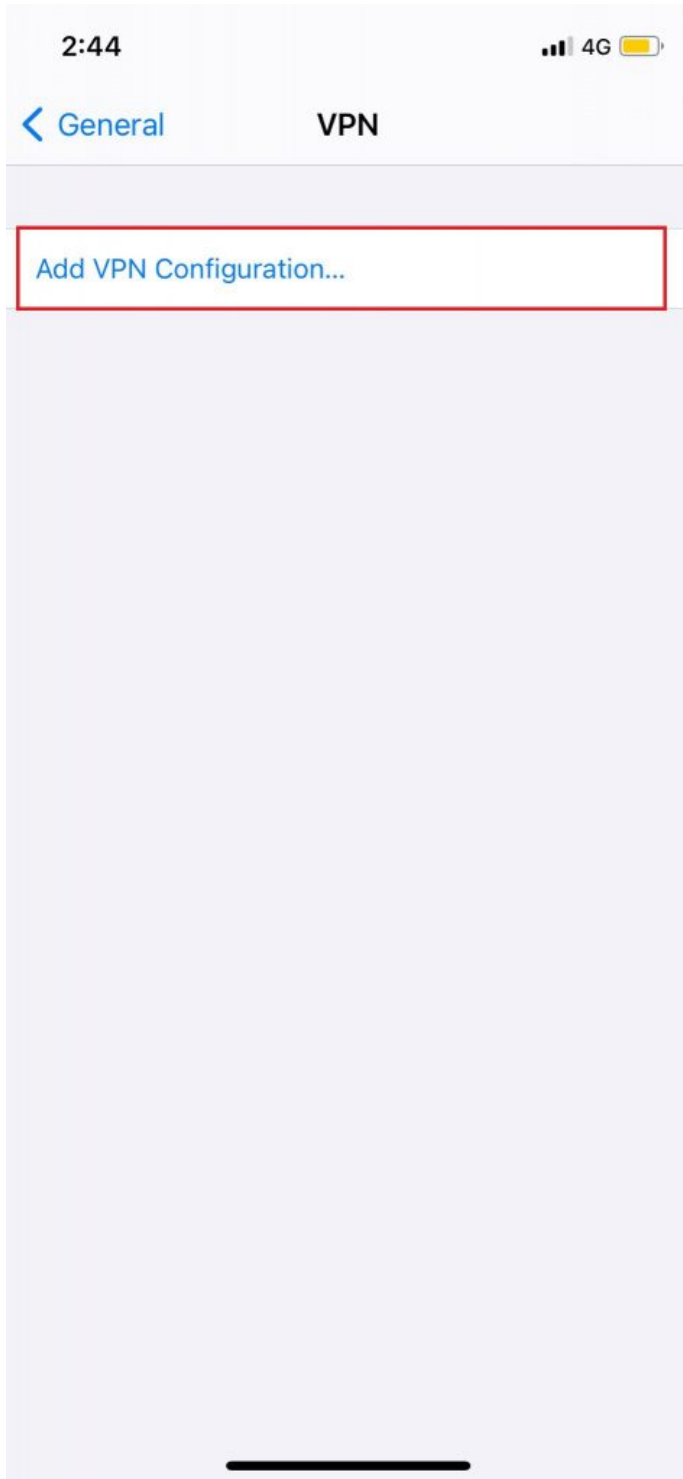
- Tap **General**.



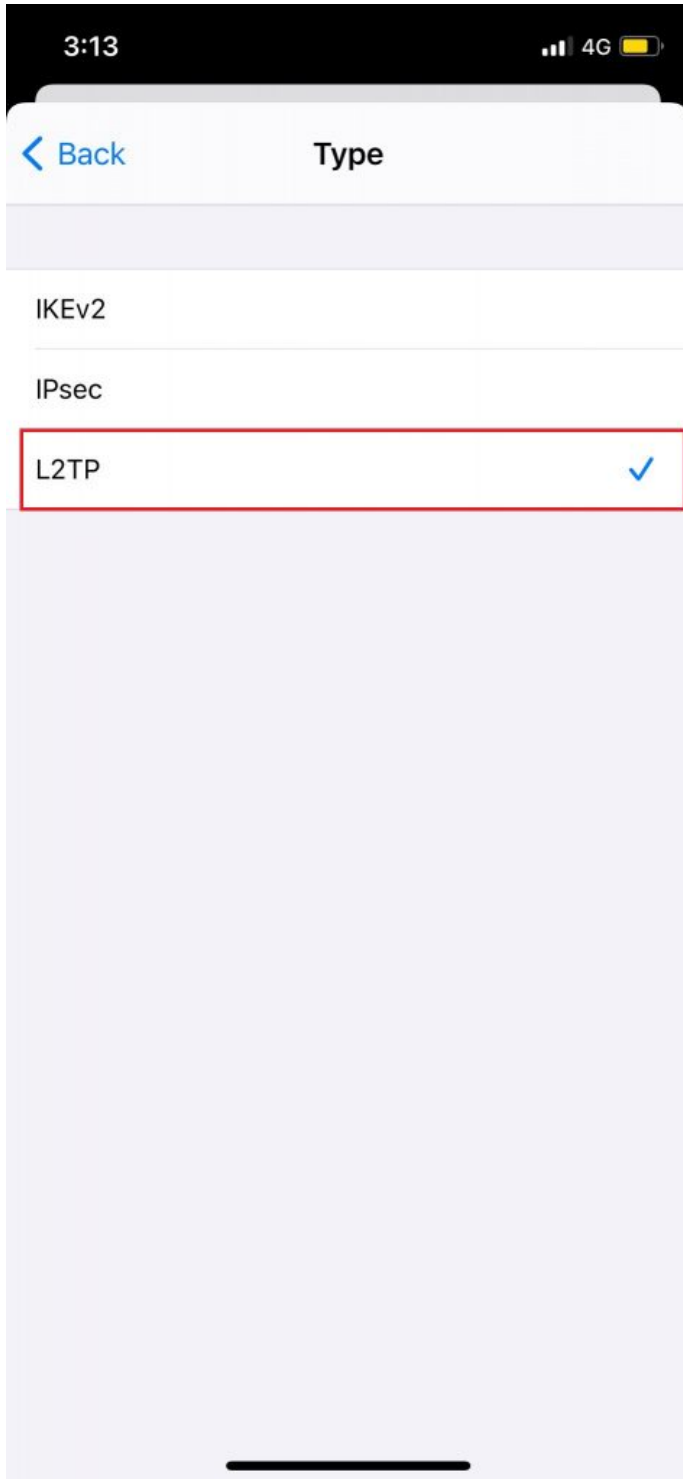
- Tap **VPN**.



- Tap **Add VPN Configuration**



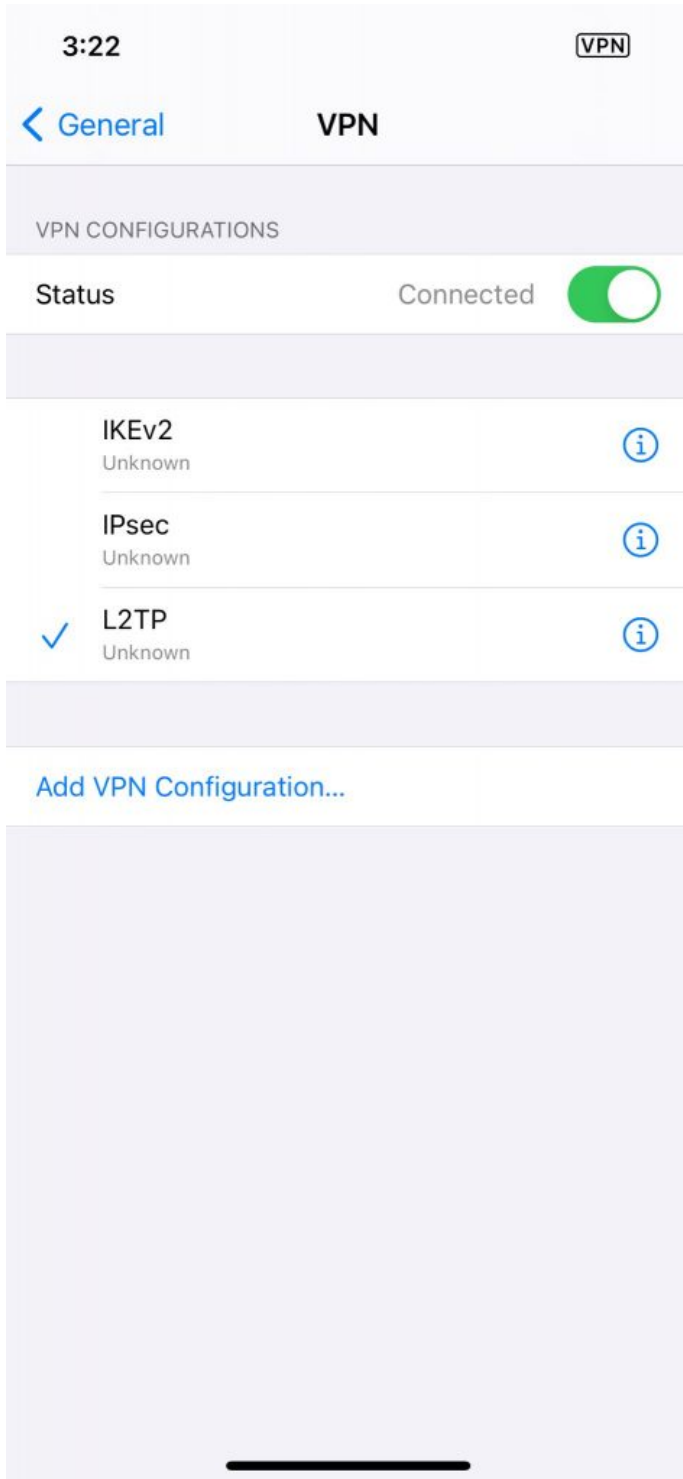
- Tap Type and choose **L2TP**.



- Insert the following

1. Insert in description PureVPN L2TP

2. Server Address: Use the server address provided in the above note.
 3. Enter your PureVPN credentials. Here is how you can ?[find your VPN credentials](#)
 4. RSA SecurID: Off
 5. Insert 12345678 in Secret box
 6. Send All traffic: Enabled
 7. Tap **Done**
- Tap **L2TP** to turn on the **VPN**.
 - You are now **Connected**.



Was this article helpful? Rate and share your comments below. Your input matters to us and everyone else in the Cyber Security Community.

